



Reporting **Our Gender Pay Gap**


Period Ending April 2019

orangebox

Reporting Our Gender Pay Gap

All employers with more than **250 employees** are legally required to annually disclose their gender pay gap information.

Outlined below is the statutory information we are required to disclose together with more information to provide the context of our results and our approach to closing the underlying gap. We welcome the requirement to publish this data as we feel it helps provide transparency and shines a spotlight on an important equality issue.

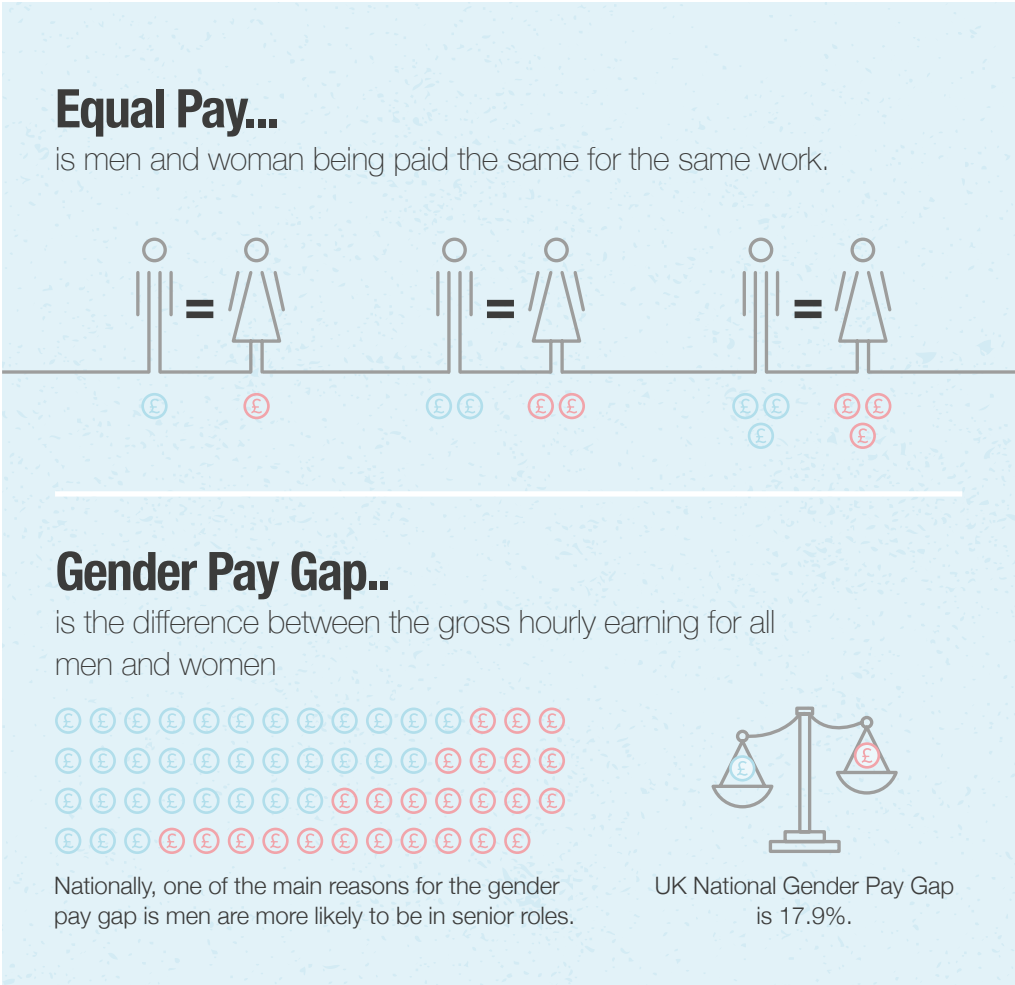


What Is The Gender Pay Gap?

A Gender Pay Gap is a measure of the difference in the average pay of men and women across the business, irrespective of their job role.

It is a broad measure as it captures the pay inequalities resulting from the differences in the sorts of jobs performed by men and women and the gender composition of the work by seniority. One of the main reasons for the gender pay gap in our society is that men are more likely to be in more senior roles, commanding higher salaries.

Gender Pay is different to Equal Pay but the two issues are often confused. Equal Pay concerns pay differences between individual or groups carrying out the same, similar or equivalent work. An employer that has eliminated unequal pay may still have a wide Gender Pay Gap and having a Gender Pay Gap does not mean that an employer has acted inappropriately or discriminatorily.



The Office for National Statistics report that the overall UK Gender Pay Gap for 2018 had fallen slightly to 17.9%. The statistics for 2019 are yet to be released. This means that women typically earn nearly a fifth less than men and this Gap is even wider in occupations where women are typically under represented, such as senior level, engineering and technology roles.

We are confident that men and women are paid equally for doing equivalent jobs across all areas of our business and whilst we are pleased that we are significantly below the overall UK Gender Pay Gap average rate, we acknowledge that there is still more that can be done in this area.

The Gender Pay Gap Calculations


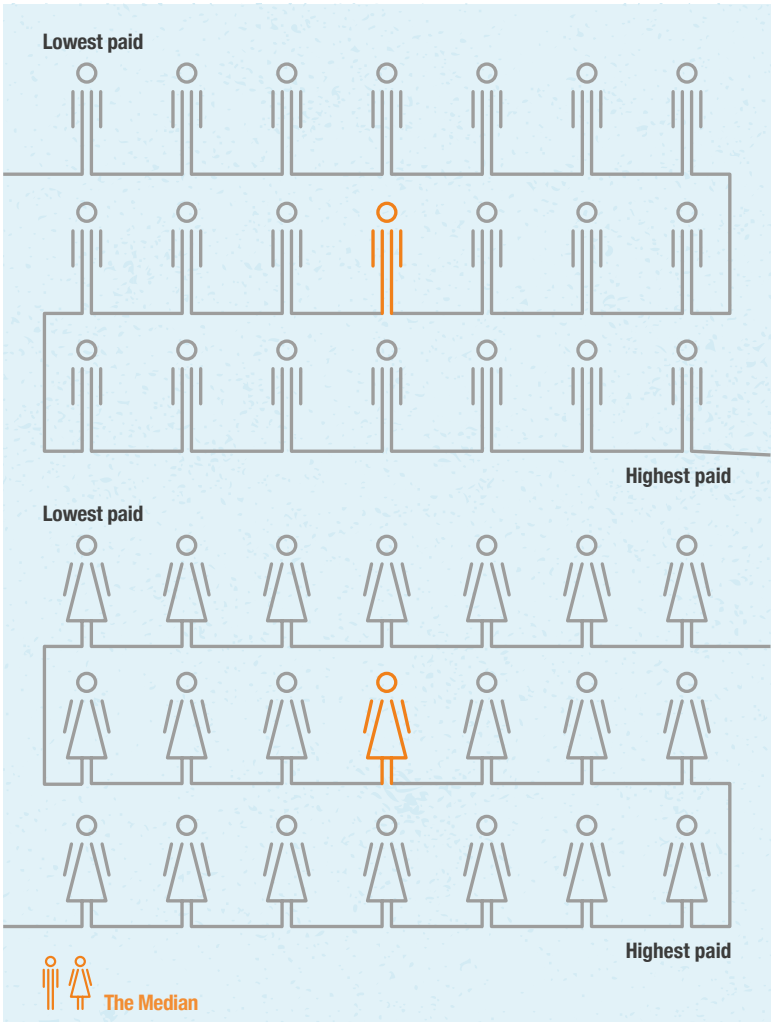
The Mean and Median Gaps

The Mean Gap shows the difference in the average hourly rate of pay between men and women. This is affected by the different numbers of men and women in different roles.

The Median Gap is the difference between the mid pay points for men and women. Imagine we lined all male employees in one line and all female employees in another in accordance with the salary they earn. The Median Gap is the difference in the pay of the male employee in the middle on his line and the female employee in the middle of hers.

The Pay Quartiles

Quartiles are calculated by listing the rates for every employee in the business from highest to lowest before splitting the list in to four equal sized groups and calculating the percentage of males and females in each.



Our Workforce

Total Number of Employees — 455

Full Time Employees — 418 (92%)
Part Time Employees — 37 (8%)

Reporting Requirements

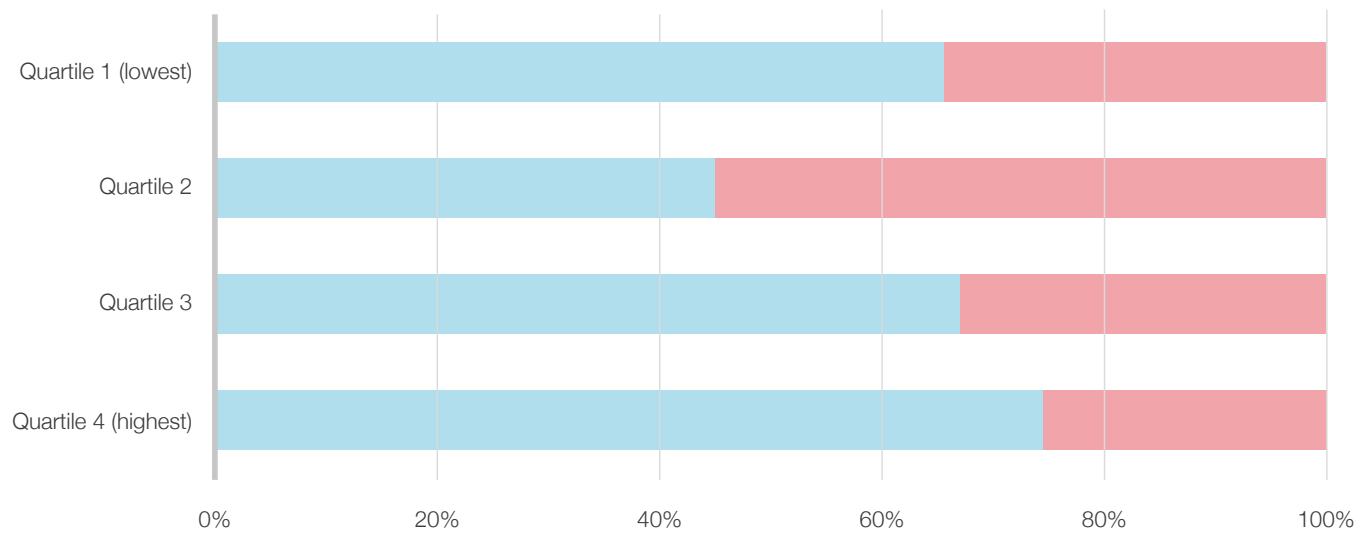
Provided below are the statutory figures which compare hourly rates of pay as at the snapshot date of 5th April 2019 and bonuses paid in the year to 5th April.

Pay Information

Mean hourly pay difference between male and female employees increased slightly to **14.9%**
Median hourly pay difference between male and female employees increased slightly to **12.0%**

Gender Split – Pay Quartiles

The figures below show our gender balance within each of our pay quartiles. Each quartile contains an equal number of employees, with Quartile 1 having the lowest paid employees and Quartile 4 having the highest paid employees.



Male Female

	Quartile 1	Quartile 2	Quartile 3	Quartile 4
Male	66.7%	45.7%	67.6%	75.2%
Female	33.3%	54.3%	32.4%	24.8%

Mean bonus pay difference between male and female employees	54.18%
Median bonus pay difference between male and female employees	13.55%
Percentage of men and women who were paid bonus pay within a 12-month period	Male - 88.37% Female - 88.31%

Typical Causes

The reasons behind the Gender Pay Gap are many, varied and complex and many of them are rooted in the wider norms in society, rather than specific actions within our business.

Typical causes include:

- Higher proportion of men in senior roles;
- Higher proportion of women in junior roles;
- Higher proportion of men in technical or engineering roles, which tend to be higher paid;
- Higher proportion of women in administrative roles, which tend to be lower paid;
- Women typically tend to dominate the part time roles, often because they are the primary carer;
- Women often take time out for family reasons and this can slow their progress to more senior roles;
- Part time working can harm progression as senior roles are often viewed as suitable for full time employees only.

Observations & Findings

In comparison with the previous year our mean gender pay gap has widened slightly, from 12.1% to 14.9%, whilst our median gap had also widened from 10.9% to 12.01%. Whilst this is disappointing we are aware that it is driven in part by the changes to our group structure, together with recruitment activities predominantly focused around the technical and engineering areas, which are typically higher paid male dominated roles

Our Commitment To Inclusion & Progression For All

We understand that societal factors will impact on our business and often these will be, to an extent, outside of our control however we believe that there are positive actions we can take to help address and overcome these, including:

- Continuing to develop an organisational culture which ensures we value the best talent irrespective of gender and breakdown the stereotypical barriers and beliefs that traditional manufacturing should be a male dominant environment;
- Ensuring that all personnel involved in recruitment

and promotion decisions have suitable and sufficient training and are aware of the risk of unconscious gender bias;

- Reviewing salary offers to ensure they are appropriate to the job role and in line with the applicable salary structure;
- Reviewing salary structures periodically to ensure they are appropriate to the job role;
- Challenging assumptions that some roles cannot be fulfilled on a part time or job share basis, particularly managerial level roles;
- Ensuring that development opportunities are available to all employees according to their job role rather than their gender;
- Seeking to engage and attract female applicants in to under represented roles including managerial level and technical job roles;
- Striving to address the gender imbalance with Departments, where applicable, either through recruitment or development opportunities;
- Ensuring that those returning to the workplace e.g. following maternity leave etc., are given the same opportunities as all other employees and challenge any unconscious bias regarding career aspirations;
- Reviewing our flexible working arrangements to ensure that they support those with family commitments;
- Reviewing our family friendly policies to ensure that male employees are not discouraged from taking family related leave and sharing the responsibility;

As Managing Director of Orangebox I, Mino Vernaschi, can confirm that the data reported is accurate and has been calculated in accordance with the applicable legislation.

Mino Vernaschi
Financial Director
05/02/2020

Orangebox Smartworking®

38 Northampton Road,
London EC1R 0HU,
United Kingdom
T. +44 (0) 20 7837 9922
E. smartworkinglondon@orangebox.com

Orangebox Huddersfield

Bates Mill, Colne Road,
Huddersfield HD1 3AG,
United Kingdom
T. +44 (0) 1484 536 400
E. smartworkinghuddersfield@orangebox.com

Head Office & Manufacturing

Orangebox Limited, Parc Nantgarw,
Cardiff CF15 7QU,
United Kingdom
T. +44 (0) 1443 816 604
E. sales@orangebox.com

Orangebox Dubai

Dubai Design District,
Building 3 Office 504, PO Box 333016,
Dubai, UAE
T. +971 (0) 4260 2460
E. smartworkingdubai@orangebox.com

Orangebox US Inc.

4595 Broadmoor Avenue, SE Suite 120,
Grand Rapids, MI 49512,
United States
T. +1 (616) 988 8624
T. +1 (866) 232 2149 (Toll Free)
F. +1 (616) 828 1967

Orangebox New York

320 5th Avenue, Suite 600,
New York, NY 10001,
United States
E. nyc@orangebox.com